

Happy Friday!!

Highlights of our week! October 5-9, 2020

Here's what we explored this week!

Welcome to the month of October. October is Fire safety / Fire Prevention month. This week was a great week as we continued exploring skills in our Links to Learning Curriculum. We engaged in activities relating to the letter of the week "Ee". We explored letters sound, partner letters, letter recognition, number representation, maps, globes and National Symbols of the USA.

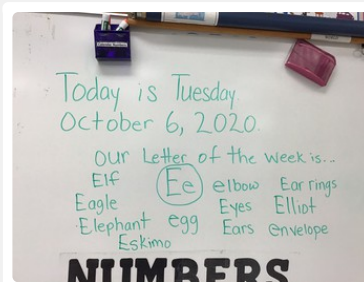
The book of the week was "Spot light on the USA". We enjoyed learning about fun facts about the USA. We identified American holidays, American symbols, the Pledge of Allegiance and the nation's song "The Star Spangled Banner". The students are happy to inform you that they salute the American Flag every morning as they recite the Pledge of Allegiance.

Our focus for next week will be on Fire Safety / Fire Prevention. We will explore Fire safety rules for home and school, talk about what to do in an emergency, practice fire drills and work on learning our home address.



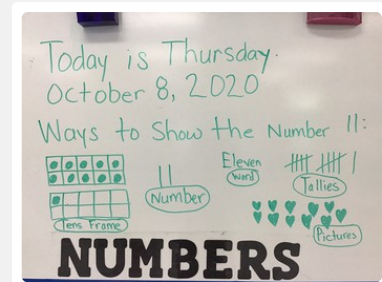
Circle time group activity.

During this month, we're creating an ABC Pattern on our calendar with the dates. Our ABC Pattern is: Turkey, Pilgrim, Pumpkin; Turkey, Pilgrim, Pumpkin... We're also learning a new song called "October".



Morning meeting:

We introduced the letter of the week "Ee". We listened to the letter song, identified the letter sound and named words with the beginning and medial short e sound.



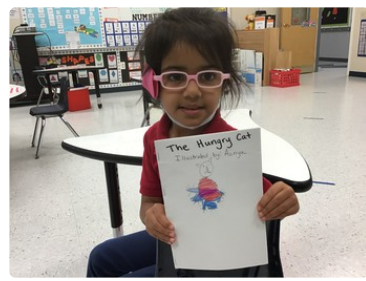
Mathematic group activity.

During our morning circle time activities, we explore different ways numbers can be represented (ten frame, number word, pictures, tally marks, number). We completed the activity with the number 11.



National Symbols.

I'm looking at a book about National Symbols. My favorite National symbol is the Liberty Bell. I like the bell because it has a big crack on it. I like the Bald Eagle too.



Language and literacy.

This week, I learned about the roles of the Author and the Illustrator of books. I am the illustrator of this book. I drew all the pictures in this book. It's my picture book.



National symbol of the USA.

This is my Flag. I know that it has 7 red stripes and 6 white stripes. I created a color pattern on my flag. I pledge allegiance to the flag every morning. My flag had stars also.



Back to School Presentation power point 2020.pptx

Dear Parents, Here's the Back To School Night Power point presentation for your viewing.

[Download](#)
768.3 KB



Science and Social Studies activity.

I'm exploring the USA Map. I'm pressing on a State and listening to fun facts about that State. I know that I live in North Carolina.



Social Studies activity.

This book is about the Pledge of Allegiance. I know how to salute the Flag and recite the Pledge. I explored new words like Justic, Liberty, Support, and Symbol.



Letter of the week.

Ee for EAGLE.



Outdoor activity.

Painting Fall scenery at the easel.



Social studies activity.

Exploring the map of the USA.



Fall Harvest.

I'm picking 🍅.



Fall Harvest.

I love 🍅.



Fall Harvest.

I can't wait to wash them and eat them. 🍅 tomatoes
🍅



Fall Harvest.

Guess how many?



Sincerely,
Mrs. Candies.

